

Typification of the name *Arthopyrenia parolinii* Beltr. (Ascomycota, Dothideomycetes, Pleosporales, Arthopyreniaceae)

Deborah Isocrono¹, Sonia Ravera²

¹ Department of Agricultural, Forest and Food Sciences (DISAFA), University of Torino, Largo Paolo Braccini 2, Torino, 10095 Grugliasco, Italy

² Department of Biological, Chemical and Pharmaceutical Sciences and Technologies (STeBiCeF), University of Palermo, via Archirafi 38, 90123 Palermo, Italy
Corresponding author: Sonia Ravera (sonia.ravera@unipa.it)

Abstract

Arthopyrenia parolinii Beltr. is one of the few species of the lichen genus *Arthopyrenia* A. Massal. described by Italian authors of the XIX century, lacking type formal association. In this regard, the name *Arthopyrenia parolinii* is hereby lectotypified using a specimen stored in the lichen herbarium of A.B. Massalongo at VER. Additional original material was found only at M, while another specimen at MSNVE, labelled as *Spermatodium parolinii*, although referable to this species, should not be considered as original material. *Arthopyrenia parolinii* is among the least well-known species in the genus. Given the genus *Arthopyrenia* is still very poorly known, it is important to clarify the original material of the species and propose the lectotyping. The selected lectotype is the only sample among the analyzed ones reporting complete data on the locus classicus; it conforms to the characters described in the protologue and comes from the Herbarium Beltramini.

Key words: A.B. Massalongo Herbarium, Beltramini, lectotype, lichen, nomenclature



Academic editor: N. Wijayawardene
Received: 14 July 2023
Accepted: 27 September 2023
Published: 16 April 2024

Citation: Isocrono D, Ravera S (2024) Typification of the name *Arthopyrenia parolinii* Beltr. (Ascomycota, Dothideomycetes, Pleosporales, Arthopyreniaceae). In: Wijayawardene N, Karunarathna S, Fan X-L, Li Q-R (Eds) Taxonomy and secondary metabolites of wood-associated fungi. MycoKeys 104: 1–8. <https://doi.org/10.3897/mycokeys.104.109420>

Copyright: © Deborah Isocrono & Sonia Ravera. This is an open access article distributed under terms of the Creative Commons Attribution License (Attribution 4.0 International – CC BY 4.0).

Introduction

The lichen genera *Arthopyrenia* A. Massal. and *Naetrocymbe* Körb. both include poorly understood non-lichenized and lichenized fungi (Isocrono et al. 2021). Despite their wide distribution, species belonging to these genera are often overlooked and pose taxonomic challenges (Hongsanan et al. 2020; Thiyagaraja et al. 2021).

As part of the research carried out by the authors focusing on the occurrence of *Arthopyrenia* and *Naetrocymbe* in Italy (Ravera 2006, 2014; Puntillo and Ravera 2013; Ravera and Isocrono 2021; Isocrono and Ravera 2022) we aimed to establish the identity of *Arthopyrenia parolinii* Beltr., a neglected species not yet typified. *A. parolinii*, such as several other multiseptated species described by Italian authors of the XIX Century –e.g., *A. cembricola* (Anzi) Lettau, *A. cinerescens* A. Massal., *A. molinii* Beltr., etc.– still await a critical study. Given the challenges relating to the genus *Arthopyrenia* which according to Wijayawardene et al. (2022) includes 5 + approximately 100 orphaned species - i.e. species that have been named and formally described, but have not been updated and reassessed following a revision of the genus - it is crucial to analyze and clarify the poorly known original material of such species and propose the lectotyping.

We have therefore examined several historical lichen samples probably attributable to *Arthopyrenia parolinii* Beltr. Among the checked exsiccates, the sample of *A. parolinii* stored in the Abramo Bartolomeo Massalongo lichen herbarium in VER, revealed that it originates from the Francesco Beltramini de' Casati collection and it was collected in the location reported in the protologue, i.e. locus classicus.

Francesco Beltramini de' Casati's (1828–1903) primary botanical interest lay in lichens. In this field, he published a richly illustrated work on the lichen flora of Bassano del Grappa, Vicenza, Italy (Beltramini de' Casati 1858). Massalongo, his friend and mentor, is honored in this work.

The possibility that Beltramini's lichenological collections may have merged into the renowned lichenologist's herbarium is plausible because of Massalongo's well-known friendship with his fellow countryman and student Beltramini.

Methods

This study is based on: i) analysis of the protologue, ii) pinpointing the location of the locus classicus, iii) search for the original material, iv) examination of specimens in M (Botanische Staatssammlung München), MSNVE (Lichenotheca Veneta by Vittore Trevisan kept at Natural History Museum of Venice Giancarlo Ligabue), and VER (Herbarium of A.B. Massalongo at the Civic Natural History Museum of Verona). High-resolution digital images from MSNVE and M were also consulted.

Macroscopic and microscopic characteristics were observed in dried specimens with a Zeiss dissecting microscope equipped with a Leica camera. Microscopic characters were examined from hand-cut sections and squashes mounted in a 5% KOH solution from dried specimens with a Zeiss Axioscope optical microscope equipped with AxioCam MRc camera (Zeiss, Welwyn Garden City, UK).

Typification follows the International Code of Nomenclature for algae, fungi and plants (Turland et al. 2018).

Results and discussion

Original material of *Arthopyrenia parolinii*

In the protologue of *Arthopyrenia parolinii*, Beltramini provides a diagnosis, a more detailed description, and some drawings showing perithecium, asci, and multiseptated spores. Particularly, the description reports:

"Thallo primum hypophaeodico, tandem epiphaeodico, arachnoideo effuso, cinereo-fusco. Apotheciis minutis, creberrimis, subemerso-sessilibus, hemisphaerico-conoideis, atris. Ascis clavato-ventricosis, apice rotundato-truncatis, basi in petiolum rudem attenuatis, octosporis, absque paraphysibus; sporidiis ovoideo-elongatis, basi subclavatis, 6–8-ocularibus, diametro quadruplo vel quintuplo longioribus" (Beltramini de' Casati 1858).

According to Beltramini's explanation in the paper, the epithet is in honor of the "Cavaliere Nob. Alberto Parolini" (1788–1867) a renowned Italian naturalist known for his rich botanical garden named Parolini Garden at Bassano del Grappa, and for his donation of a sizable collection of natural history objects to the local civic museum.

The collecting site of the sample is mentioned as “le tiglie nel passeggio di Belvedere in Bassano” [on Tilia along Belvedere stroll in Bassano].

The sample stored in the Lichenological Herbarium of A.B. Massalongo in Verona (Fig. 1A, B) is made up of a piece of bark glued to the herbarium sheet. The label reports the location “Tilia di Bassano” [Tilia of Bassano del Grappa] and the note “Herb. Beltramini”. The two sentences display different handwriting: a calligraphic comparison made with original material preserved in the Library of University of Padua (see <https://phaidra.cab.unipd.it/>) allowed us to identify the locality, in red ink, as written by Beltramini while the name of the species and the herbarium attribution as written by Massalongo.

We also found a second undated collection of *Arthopyrenia parolinii* in Staatliche Naturwissenschaftliche Sammlungen Bayerns Herbarium (M). This sample –M-0207340– shows the same set-up and comes from Ferdinand Christian Gustav Arnold personal herbarium.

On the sheet (Fig. 2), some notes are reported: the name of the species accredited to Beltramini, the note “nov. spec.?”, the substratum “ad Tiliae truncos”, the location “Pr Vicez.” [Province of Vicenza], the herbarium from which the sample was taken “herb. Massalongo”. All these notes appear to be written by Massalongo.

Consequently, among the few original materials that currently exist, we designate the specimen stored in VER as lectotype, as this is the most complete, and informative, and in line with the protologue.

Description of the lectotype

Thallus: epiphloeodal, dark gray, thin, non-lichenized (Fig. 1B). **Ascomata:** perithecial 0.15–0.2 mm, black, subglobose, ± circular, numerous, scattered, superficial, many with depressed ostiole; ascomatal wall of textura intricata, black, not continuous below the hamathecium; involucrellum reddish brown, clypeate, amorphous pigment localized in the cell wall; excipulum colourless, scarcely discernible; the wall pigment remains brown in K (Fig. 3A, B). **Hamathecium:** moniliiform pseudoparaphyses dissolving and leaving only fragments embedded in gel; periphysoids not present; asci: 60–70 × 24–27 µm, cylindric-clavate, bitunicate with a distinct apical region lacking a nasse, dehiscence typically fissitunicate. **Ascospores:** 21–22 × 4–5 µm, 8 per ascus, irregularly arranged, colourless, clavate with rounded apices, 5–7-septate, slightly constricted at the septum; perispore indistinct. **Pycnidia:** not observed. **Chemistry:** spot tests negative.

Notes

Studies on *Arthopyrenia* species with 5–7 septate spores in Europe are still lacking. Several species formally named and described by Beltramini (e.g. *Arthopyrenia molinii* Beltr.) (Isocrono and Ravera 2022) and Massalongo have not been updated or re-evaluated in recent studies. The main reason is the difficulty of working with material dating back to the 19th century, for which there are an extremely limited number of samples, which are often difficult to locate and obtain in loan, and in many cases these species are only known from the locus classicus (Nimis et al. 2018).

Among current and known species, *Arthopyrenia grisea* (Schaer.) Körb. and *Arthopyrenia platypyrenia* (Nyl.) Arnold are the most similar to *A. parolinii*.




Figure 1. Exsiccata of *Arthopyrenia parolinii* Beltramini from the lichen herbarium of A.B. Massalongo in VER **A** fragment of linden bark, colonized by the lichen and glued to the herbarium sheet with the name of the species and note “Herb. Beltramini” written by Massalongo in black ink, and the locality of collection, in red ink, written by Beltramini **B** detail of thallus and perithecia in surface view. Scale bar: 1 mm.

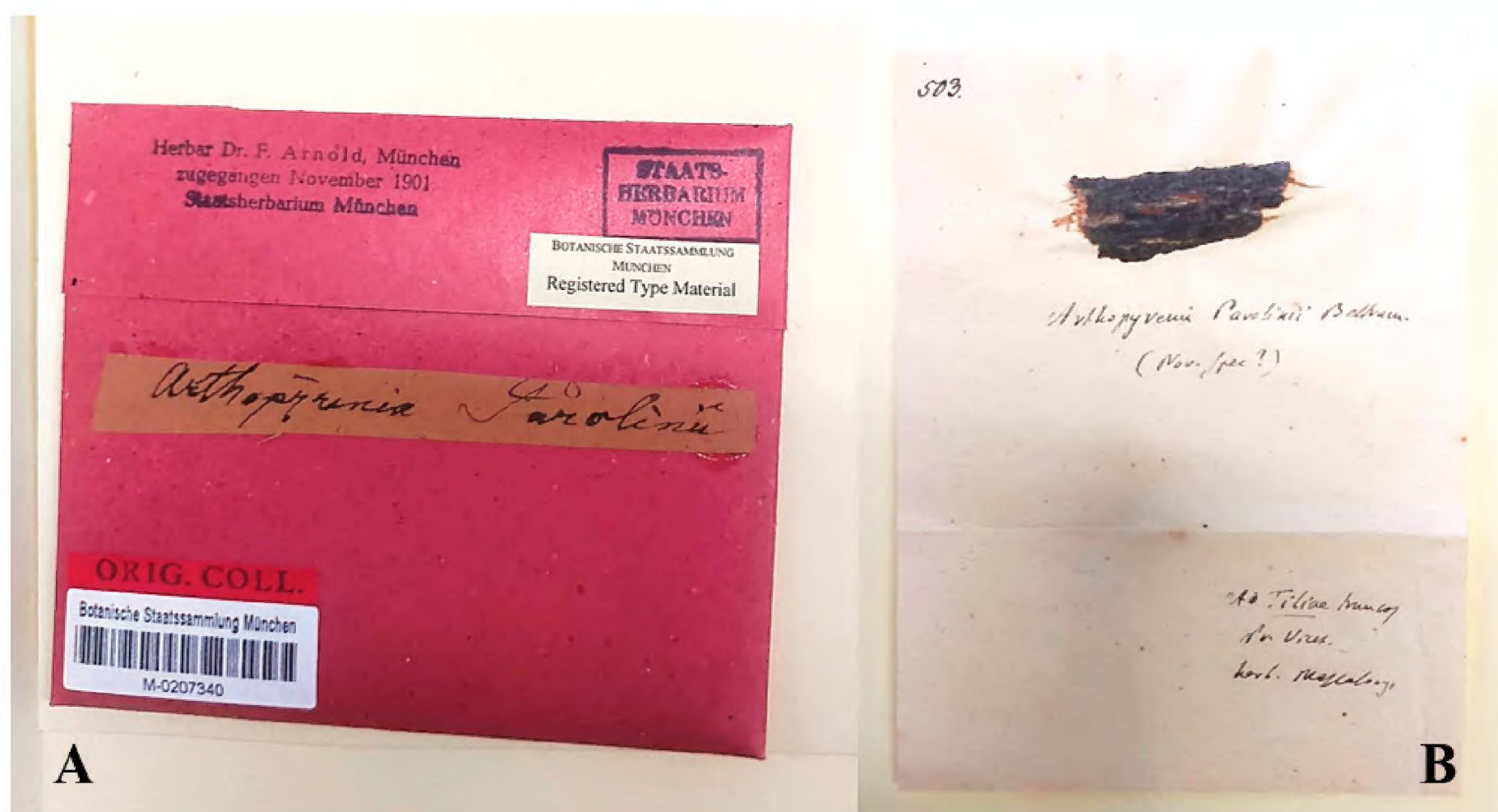


Figure 2. Exsiccata of *Arthopyrenia parolinii* Beltramini from M Lichen herbarium (M-0207340) registered as “Type Material” **A** the original label from Arnold personal herbarium **B** a fragment of linden bark, colonized by the lichen, glued to the herbarium sheet with the name of the species accredited to Beltramini and a few notes written by Massalongo.

According to Foucard (1992) *A. grisea* seems to be the most proper name for some varieties of *A. personii* Massal. with moniliform pseudoparaphyses, obpyriform asci and (3-)5(-6) septate clavate spores. The main distinction between *A. parolinii* and the varieties of *A. personii* synonymized with *A. grisea* (see e.g.

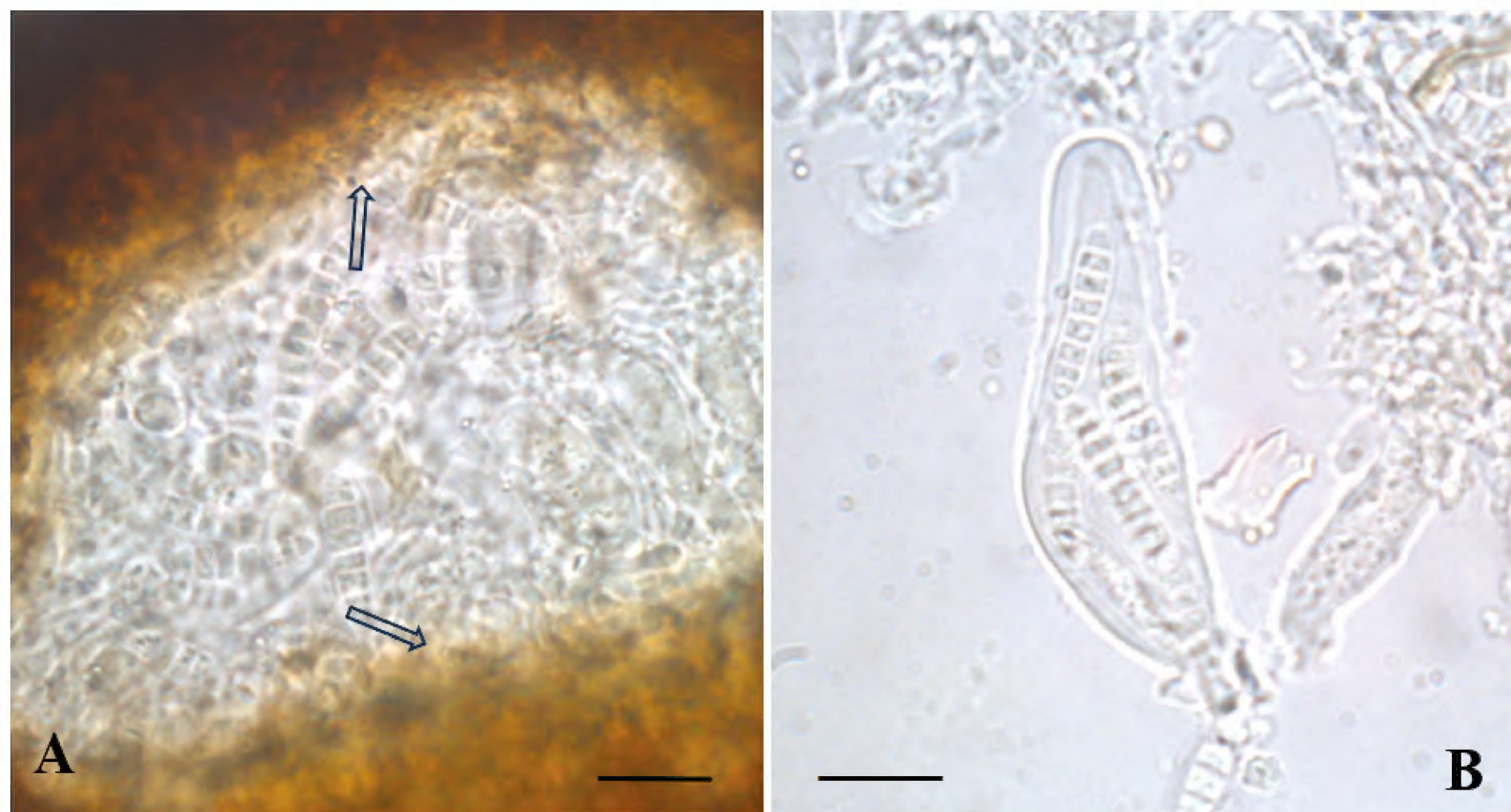


Figure 3. *Arthopyrenia parolinii* **A** vertical section through a perithecium, arrows showing hamathecium and K- excipulum **B** bitunicate asci and pluriseptate ascospores in 10% KOH. Scale bars: 15 µm.

Nimis 2023) is that *A. parolinii* permanently shows 5–7 septate spores. For its part, *A. platypyrenia*, is a rare but well-known species, usually collected on *Hedera helix* L. (Coppins and Orange 2009). It is characterized by a broad lateral ostiole and different ascus and spores. Particularly, spores are usually ellipsoidal to fusi-form-ellipsoidal, 3- to 4- (to 7-) septate, constricted at all the septa, with a gelatinous sheath 2–3 µm thick and larger (24–30 × 8–10) than the ones of *A. parolinii*.

The locus classicus

In Bassano del Grappa, an Italian town located in the province of Vicenza, Italy, the avenue once known as Viale Belvedere is now named as Viale delle Fosse. This avenue was built in 1790 when the moats surrounding the Visconti walls were covered. After this work, a double row of linden trees (Fig. 4) and various statues were added to the avenue which, starting from the Porta delle Grazie, reached the Parolini Garden. This new tree-lined avenue was called “Passeggio pubblico di Belvedere o Fosse” [Public Walk of Belvedere or Fosse], the same name reported in the *A. parolinii* protologue.

220 of the original linden trees were removed for plant health reasons during World War I, and they were replaced by American elms, effectively preventing us from searching for current material on the original phorophytes (Bordignon 2016).

Samples of *Arthopyrenia parolinii*

Vittore Benedetto Antonio Trevisan transferred the epithet to *Spermatodium* Feé (Trevisan de St-Léon 1860) on the basis of the spores' characteristics. In 1869 Trevisan issued eight fascicles of his *Lichenotheca Veneta*. A single specimen of *Spermatodium parolinii* is included among these exsiccates deposited at MSNVE (MSNVE-24815) (see: *Lichenotheca Veneta* del Conte Vittore Trevisan 2023).




Figure 4. *Arthopyrenia parolinii* Beltr locus classicus (i.e. “Passeggio pubblico di Belvedere o Fosse”) depicted in a 1917 postcard (from: Bordignon 2016). The image shows the original lime trees that are mentioned in the protologue of *A. parolinii* before their removal.

Considering the stormy relations between Trevisan and Massalongo (Nimis and Hawksworth 1994) and the absence of notes on the specimen – unlike other samples from Massalongo in MSNVE – it is conceivable that the collection was carried out by Trevisan himself and in our opinion it should be not original material.

Typification

Arthopyrenia parolinii Beltr., Lich. Bassan.: 239. 1858 \equiv *Spermatodium parolinii* (Beltr.) Trevis., Conspect. Verruc.: 11. 1860 \equiv *Santessoniolichen parolinii* (Beltr.) Tomas. & Cif., Arc. Bot. Ital.: 5. 1952 \equiv *Giacominia parolinii* Cif. & Tomas., Atti Ist. Bot. E Lab. Critt. Univ. Pavia: 256. 1954 – **Lectotype** (designated here): “*Arthopyrenia parolinii*”, Herb. A.B. Massalongo (VER!). MycoBank No: 10015170

Acknowledgments

We wish to thank Sebastiano Andreatta, curator of the herbarium VER, for his help and kind hospitality, Stefano Martellos for his support in locating samples, Raffaella Trabucco curator of the herbaria MSNVE and Andreas Beck, curator of Bryophytes and Lichens at M for the loan of samples used in this study.

Additional information

Conflict of interest

The authors have declared that no competing interests exist.

Ethical statement

No ethical statement was reported.

Funding

This research was funded by University of Palermo (PJ_GEST_FFR_2023).

Author contributions

Both authors equally contributed to the research, observation and selection of the source material, as well as to the conceptualization and drafting of the article.

Author ORCIDs

Deborah Isocrono  <https://orcid.org/0000-0003-0570-0674>

Sonia Ravera  <https://orcid.org/0000-0001-5223-7964>

Data availability

All of the data that support the findings of this study are available in the main text.

References

- Beltramini de' Casati F (1858) *Licheni Bassanesi enumerati e descritti*. Tip. Antonio Roberti, Bassano, Italy, 314 pp.
- Bordignon V (2016) Bassano del Grappa – Storia della città dalle cartoline dei calendari di Fulvio Bicego. <https://www.bassanodelgrappaedintorni.it/bassano-del-grappa-storia-della-citta-dalle-cartoline-dei-calendari-di-fulvio-bicego/>
- Coppins BJ, Orange A (2009) *Arthopyrenia*. In: Smith CW, Aptroot A, Coppins BJ, Fletcher A, Gilbert OL, James PW, Wolseley PA (Eds) *The Lichens of Great Britain and Ireland*. The British Lichen Society, Department of Botany, The Natural History Museum, London, United Kingdom, 171–176.
- Foucard T (1992) Notes on the corticolous *Arthopyrenia*-species in Sweden. *Graphis Scripta* 4: 49–60.
- Hongsanan S, Hyde KD, Phookamsak R, Wanasinghe DN, McKenzie EHC, Sarma VV, Boonmee S, Lücking R, Bhat DJ, Liu NG, Tennakoon DS, Pem D, Karunarathna A, Jiang SH, Jones EBG, Phillips AJL, Manawasinghe IS, Tibpromma S, Jayasiri SC, Sandamali DS, Jayawardena RS, Wijayawardene NN, Ekanayaka AH, Jeewon R, Lu YZ, Dissanayake AJ, Zeng XY, Luo ZL, Tian Q, Phukhamsakda C, Thambugala KM, Dai DQ, Chethana KWT, Ortega S, Suija A, Senwana C, Wijesinghe SN, Konta S, Niranjana M, Zhang SN, Ariyawansa HA, Jiang HB, Zhang JF, Norphanphoun C, de Silva NI, Thiyagaraja V, Zhang H, Bezerra JDP, Miranda-González R, Aptroot A, Kashiwadani H, Harishchandra D, Sérusiaux E, Aluthmuhandiram JVS, Abeywickrama PD, Devadatha B, Wu HX, Moon KH, Gueidan C, Schumm F, Bundhun D, Mapook A, Monkai J, Chomnunti P, Suetrong S, Chaiwan N, Dayarathne MC, Yang J, Rathnayaka AR, Bhunjun CS, Xu JC, Zheng JS, Liu G, Feng Y, Xie N (2020) Refined families of Dothideomycetes: Dothideomycetidae and Pleosporomycetidae. *Mycosphere* 11(1): 1553–2107. <https://doi.org/10.5943/mycosphere/11/1/13>
- Isocrono D, Ravera S (2022) Le *Arthopyrenia* descritte da Beltramini: Indagini su due “lost species”. *Notiziario della Società Lichenologica Italiana* 35: 52.
- Isocrono D, Nimis PL, Ravera S (2021) Keys to the lichens of Italy – 60) *Alloarthopyrenia*, *Arthopyrenia*, *Julella* and *Naetrocymbe*. http://italic.units.it/flora/index.php?procedure=ext_key_home&key_id=4005
- Lichenotheca Veneta del Conte Vittore Trevisan (2023) Conservata presso il Museo di Storia Naturale di Venezia. <http://dryades.units.it/lichenothecaveneta/index.php?procedure=taxonpage&taxon=25>

- Nimis PL (2023) ITALIC - The Information System on Italian Lichens. Version 7.0. <https://dryades.units.it/italic>
- Nimis PL, Hawksworth DL (1994) The lichenological activity of Vittore Trevisan Earl of San Leon (1818–1897). In: Lazzarin C (Ed.) L'Opera Lichenologica di Vittore Trevisan. Museo Civico di Storia Naturale di Verona, Verona, Italy, 13–27.
- Nimis PL, Hafellner J, Roux C, Clerc P, Mayrhofer H, Martellos S, Bilovitz PO (2018) The lichens of the Alps - an annotated checklist. *MycKeys* 31: 1–634. <https://doi.org/10.3897/mycokeys.31.23568>
- Puntillo D, Ravera S (2013) *Naetrocymbe mori-albae*, a new species from Calabria (Southern Italy). *Flora Mediterranea* 23: 5–9. <https://doi.org/10.7320/FIMedit23.005>
- Ravera S (2006) Two new species of *Arthopyrenia* from Italy. *Lichenologist* (London, England) 38(1): 21–26. <https://doi.org/10.1017/S0024282905004809>
- Ravera S (2014) Proposal to conserve the name *Verrucaria subcerasi* (*Arthopyrenia subcerasi*) against *Arthopyrenia subalbicans* (lichenized Ascomycota: Arthopyreniaceae). *Taxon* 63(3): 678–679. <https://doi.org/10.12705/633.21>
- Ravera S, Isocrono D (2021) Diversity and distribution of the “microlichens” *Arthopyrenia* and *Naetrocymbe* in Italy. IAL Program and abstract book. 9th Symposium of the International Association for Lichenology, Unlocking the inner lichen, on line, Brazil, 1–6 August 2021, 259 pp. https://drive.google.com/file/d/1-oGQTkqcuCDFbHgaSDxc_6xTFISzgDvd/view
- Thiyagaraja V, Lücking R, Ertz D, Coppins BJ, Wanasinghe DN, Karunarathna SC, Suwannarach N, To-Anun C, Cheewangkoon R, Hyde KD (2021) Sequencing of the type species of *Arthopyrenia* places Arthopyreniaceae as a synonym of Trypetheliaceae. *Mycosphere* 12(1): 993–1011. <https://doi.org/10.5943/mycosphere/12/1/10>
- Trevisan de St-Léon VBA (1860) *Conspectus Verrucarinarum. Prospetto dei Generi e delle Specie de Licheni Verrucarini*. Tip. Antonio Roberti, Bassano, Italy, 20 pp.
- Turland NJ, Wiersema JH, Barrie FR, Greuter W, Hawksworth DL, Herendeen PS, Knapp S, Kusber W-H, Li D-Z, Marhold K, May TW, McNeill J, Monro AM, Prado J, Price MJ, Smith GF (2018) International Code of Nomenclature for algae fungi and plants (Shenzhen Code): Adopted by the Nineteenth International Botanical Congress Shenzhen China July 2017. Koeltz Botanical Books, Glashütten. *Regnum Vegetabile*, 159 pp. <https://doi.org/10.12705/Code.2018>
- Wijayawardene NN, Hyde KD, Dai DQ, Sánchez-García M, Goto BT, Saxena RK, Erdoğan M, Selçuk F, Rajeshkumar KC, Aptroot A, Błaszczkowski J, Boonyuen N, da Silva GA, de Souza FA, Dong W, Ertz D, Haelewaters D, Jones EBG, Karunarathna SC, Kirk PM, Kukwa M, Kumla J, Leontyev DV, Lumbsch HT, Maharachchikumbura SSN, Marguno F, Martínez-Rodríguez P, Mešić A, Monteiro JS, Oehl F, Pawłowska J, Pem D, Pfliegler WP, Phillips AJL, Pošta A, He MQ, Li JX, Raza M, Sruthi OP, Suetrong S, Suwannarach N, Tedersoo L, Thiyagaraja V, Tibpromma S, Tkalčec Z, Tokarev YS, Wanasinghe DN, Wijesundara DSA, Wimalaseana SDMK, Madrid H, Zhang GQ, Gao Y, Sánchez-Castro I, Tang LZ, Stadler M, Yurkov A, Thines M (2022) Outline of Fungi and fungus-like taxa – 2021. *Mycosphere* 13(1): 53–453. <https://doi.org/10.5943/mycosphere/13/1/2>